


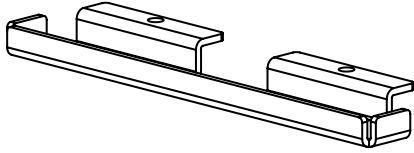


JOAN 13 PRO

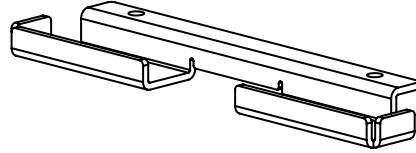
# PoE Secure Mount Add-on



Additional protection for Joan 6 Pro devices.



**1x**  
Top bracket



**1x**  
Bottom bracket



**1x**  
Security torx key

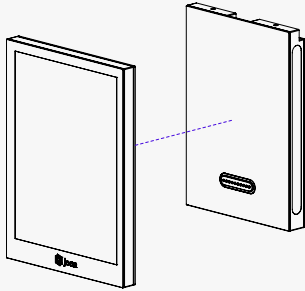


**4x**  
Security torx screws

## Compatibility

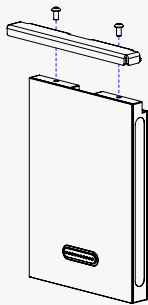
This Secure Mount Add-on is only compatible with Joan 6 Pro PoE Wall Mounts that have four threaded holes in the housing, two on the top and two on the bottom.

# Mounting instructions



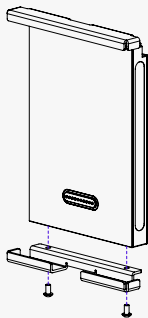
**1**

Remove your Joan 6 Pro from the PoE Wall Mount.




**2**

Fully fasten the Top bracket with the supplied screws.



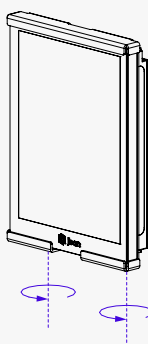
**3**

Loosely attach the Bottom bracket with the supplied screws. Do not tighten the screws – make only one or two turns.



**4**

Insert your Joan 6 Pro top side first into the Top bracket.



**5**

Fully fasten the Bottom bracket screws.